

B.S.A. Service Sheet No. 711

**SERVICE TOOLS**

For All

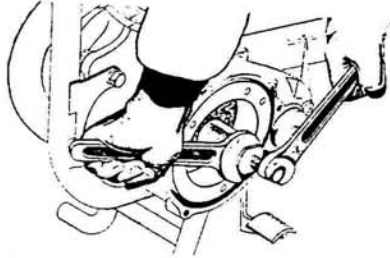


**MOTOR CYCLES**


**1938 to 1951 Inclusive**

# BSA SERVICE SHEET No. 711

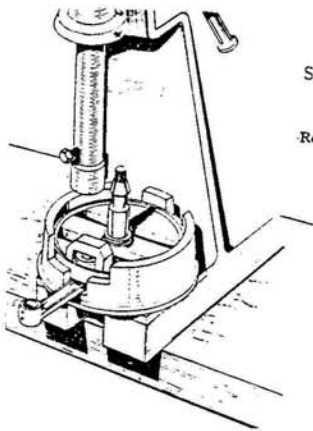
## ENGINE.



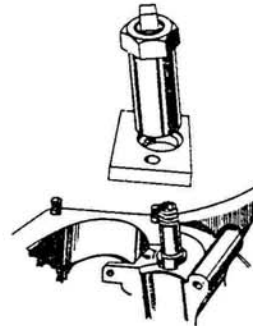
Service Tool 61-3188. Removing the Magneto Flywheel



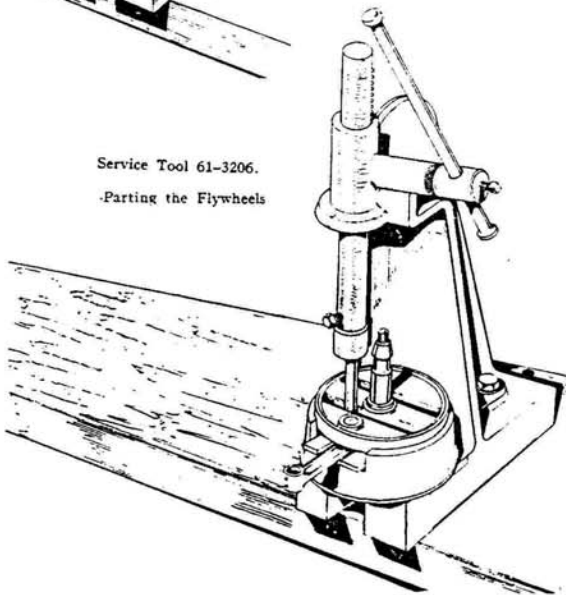
61-691 Cam Pinion Post Extractor



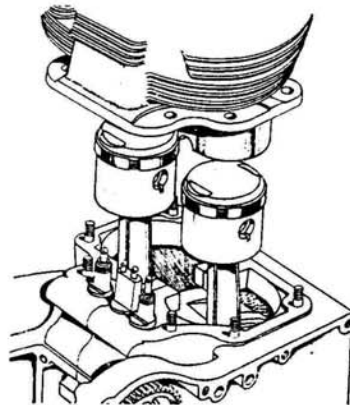
Service Tool No. 61-3206,  
and No. 61-3210  
Reassembly of the Flywheels.



61-3069 Inlet Tappet  
Guide Extractor



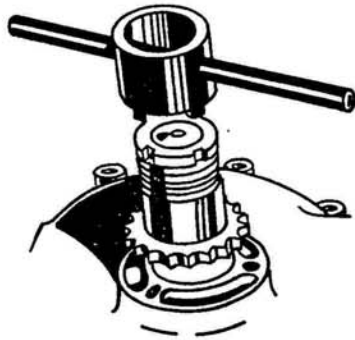
Service Tool 61-3206.  
Parting the Flywheels



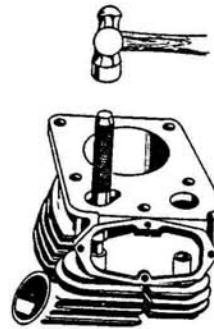
61-3061 Piston Ring Slipper,  
61-3334 Piston Ring Slipper,  
61-3262 Piston Ring Slipper.

# BSA SERVICE SHEET 711 (continued)

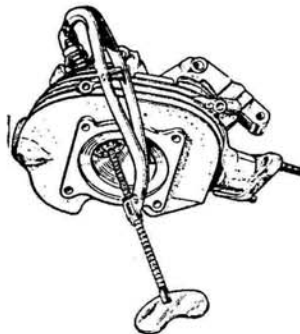
## ENGINE (continued)




61 3220 Cush Drive Nut Tube Spanner (used with 61 699)



61-3263 61-3264 61-3267 Valve Guide fitting and extracting punch



61-3340 Valve Spring Compressor with Adaptor  
Models M33  
"B" Group, "A" Group, and Sunbeam



61-3305 Valve Seating Tool complete

Comprising Tommy Bar 61-3291  
Holder 61-3290

### Cutters

61-3297 ...	1 1/4" x 45°	61-3301 ...	1 1/2" x 45°
61-3298 ...	1 1/8" x 45°	61-3202 ...	1 1/4" x 45°
61-3299 ...	1 1/4" x 45°	61-3303 ...	1 1/4" x 30°
61-3300 ...	1 1/4" x 45°		

### Pilots

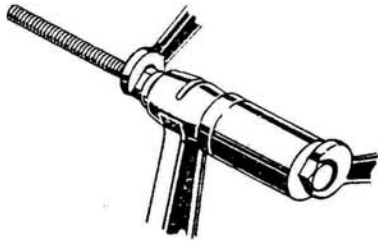
61-3292 ...	1/4"	61-3294 ...	.350"
61-3293 ...	3/8"	61-3295 ...	1"



61-3340 Valve Spring Compressor  
Models C10, C11, M20, M21  
(Use without adaptor)

# BSA SERVICE SHEET 711 (continued)

## ENGINE (continued)




61-658 Gudgeon Pin Bush Extractor comprising Spindle with various size bushes.




TM82 Gudgeon Pin Bush Reamer (.750)




27-229/1 Gudgeon Pin Bush Reamer,




66-9044 Valve Grinding Tool



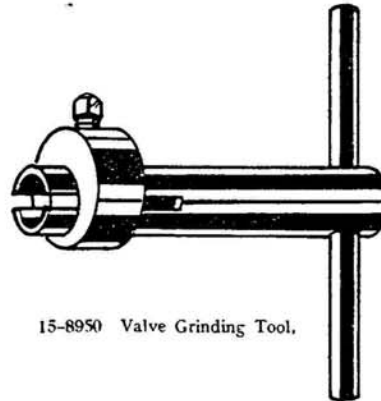
61-3049 Cylinder Nut Spanner



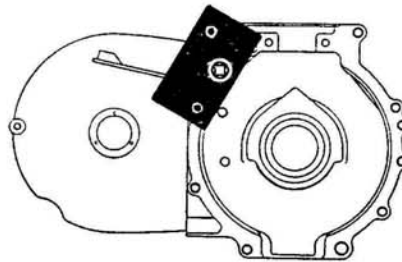
61-1903 Magdyno Driving Pinion Extractor Tool complete.  
For Models fitted with Magdyno Lighting Equipment.



61-3167 Reamer for use with 61-3281 and 61-3275



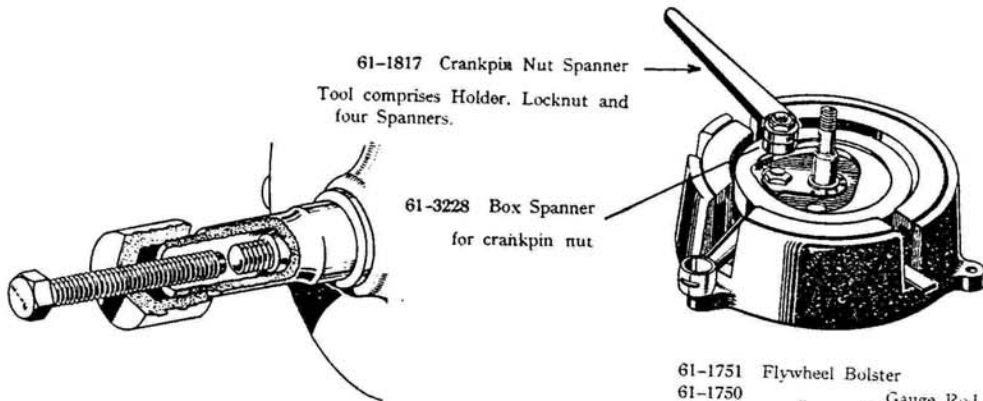
15-8950 Valve Grinding Tool,



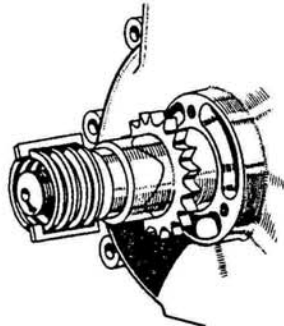
61-3159 Camshaft Bush Extractor

# BSA SERVICE SHEET 711 (continued).

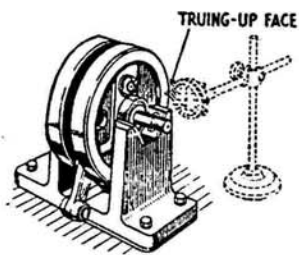
## ENGINE. (continued)



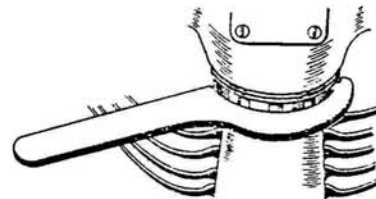
"A" Cush Drive Extractor.



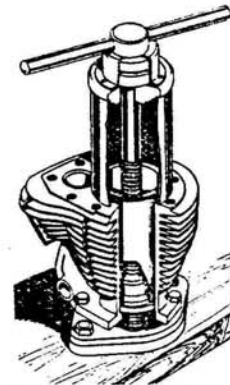
61-1822 Cush Drive Spring Assembly Tool  
For holding Spring compressed whilst fitting Lockring.



Baseplate No. 61-1821 and Vee block No. 61-692  
Checking Flywheel Alignment.  
Used in conjunction with Dial Indicator.



66-9071 Push Rod Tube Gland Nut Spanner

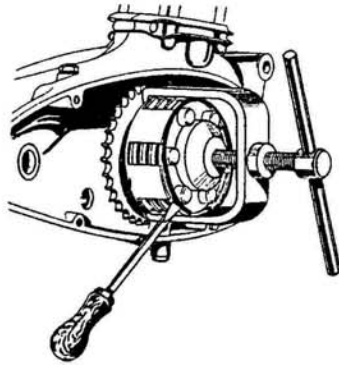


61-1937 Tool for inserting and removing Barrel Liners

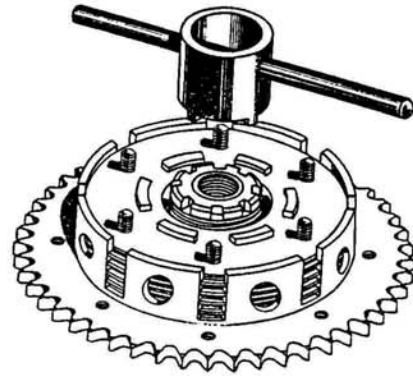
- 61-1751 Flywheel Bolster
- 61-1750 " " Gauge Rod
- 61-1747 " " Ring
- 61-1748 " " "
- 61-1749 " " "
- 61-1752 " " "
- 61-1753 " " "

# BSA SERVICE SHEET 711 (continued)

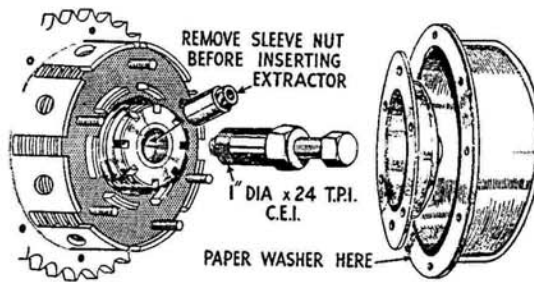
## GEARBOX.



Service Tool No. 61-3191. Removing the Clutch Plate Circlip



61-1915 Clutch Spring Nut Tube Spanner.

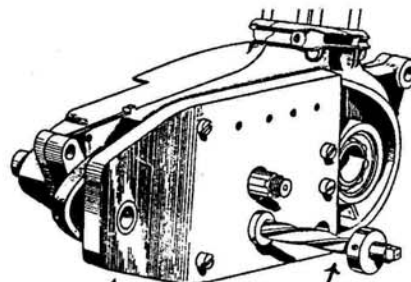


61-1912 Clutch Extractor Tool

4 Clutch Extractor Tools



11 Bush Extractor.




Service Tool 61-3199.

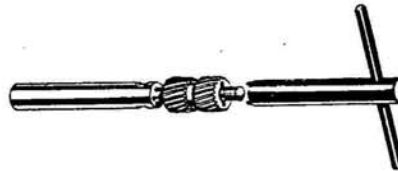
61-3308 Reamer for 61-3199  
Line Reaming the Gearbox Bushes

# BSA SERVICE SHEET 711 (continued)

## ENGINE (continued)



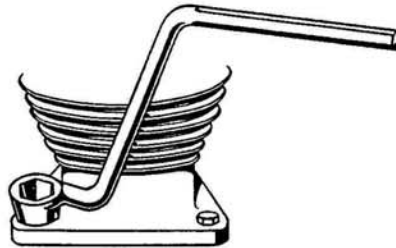
61-3212 Ballrace Pilot for large engine bearing  
61-3213 Ballrace Pilot for small engine bearing



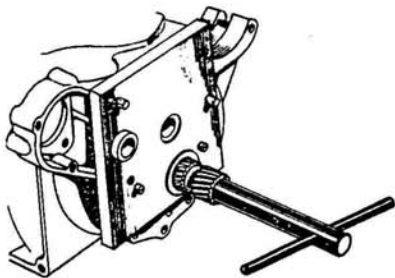
61-3284 Mainshaft Bush Reamer  
61-3285 Pilot for Jigs 61-3275  
61-3286 Pilot for Jigs 61-3281  
61-3287 Shell Reamer Holder  
61-3288 Tommy Bar for 61-3287




61-3246 Reamer for gudgeon pin bush



61-3052 Cylinder Base Nut Spanner



61-3281 Reaming Jig (mainshaft and timing gear bushes)  
61-3275 Reaming Jig (mainshaft and timing gear bushes)



61-3256 Extractor Set (complete)  
(Full details in Price List)

# **BSA** SERVICE SHEET 711 (continued).


## FRAME and FORKS



61-3002 Assembly Tool Adjuster Sleeve  
61-3008 Assembly Tool Adjuster Sleeve



61-3005 Assembly Tool  
for Oil Seal Holder



61-3001 Spanner for Top Nut Assembly



61-3006 Oil Seal Extractor

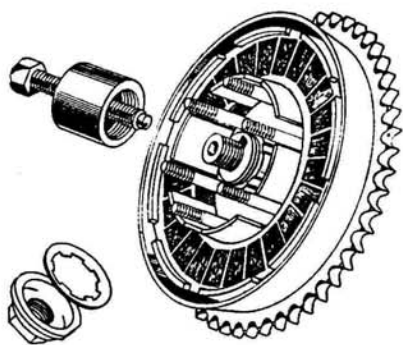
61-3007 Oil Seal Assembly Tool



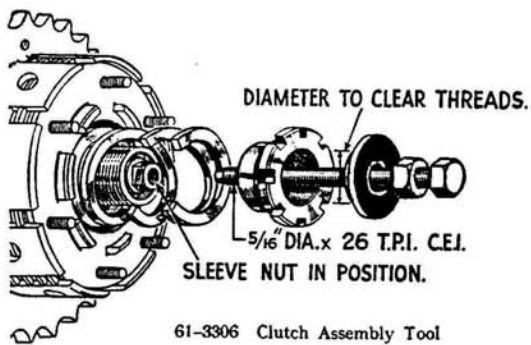
61-3003 Spanner for Fork Plug Assembly



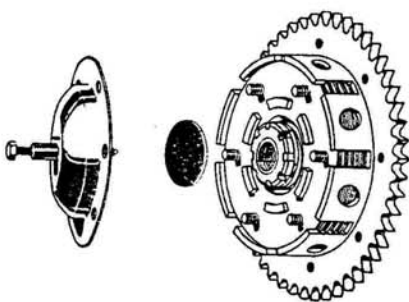
**GEARBOX** (continued)




No. 4 Clutch Extractor Tool



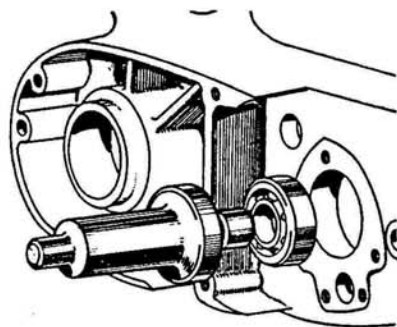
61-3306 Clutch Assembly Tool




61-3055 Clutch Testing Tool,



61-3064 Pinion Sleeve Extractor



61-3214 Ballrace Pilot (gearbox pinion bearing)  
61-3215 Ballrace Pilot (gearbox mainshaft bearing)




61-3257 Gearbox Sprocket Locknut Spanner,  
61-3258 Gearbox Sprocket Locknut Spanner,

# BSA SERVICE SHEET No. 711 (continued).


## FRAME and FORKS (continued)




61-3222 Stripping Tool (rear suspension)



61-3060 Ballrace Extractor (steering head)  
for all  $\frac{7}{16}$ " balls



61-3063 Ballrace Extractor (steering head)  
for all  $\frac{1}{4}$ " balls



61-3076 Assembly Tool  
Drawing Forkshaft through yokes



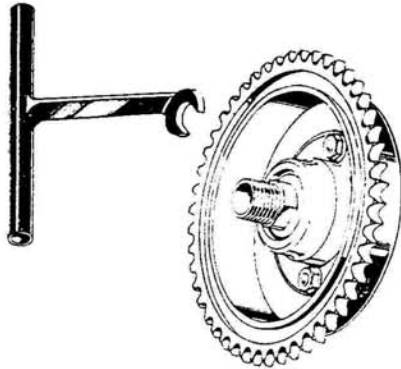
61-3009 Removing Fork Shaft  
from Front Yoke



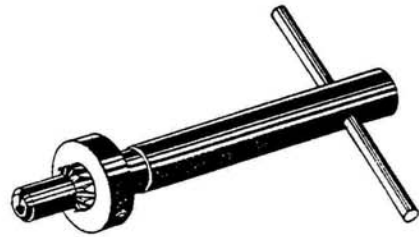
61-3222 Assembly Tool (rear suspension)

# BSA SERVICE SHEET 711 (continued).

## MISCELLANEOUS.



61-3217 Spanner for rear chain sprocket




61-3329 Chamfer Tool, Stud Hole (S/car)



S166 Rear Hub Nut Spanner



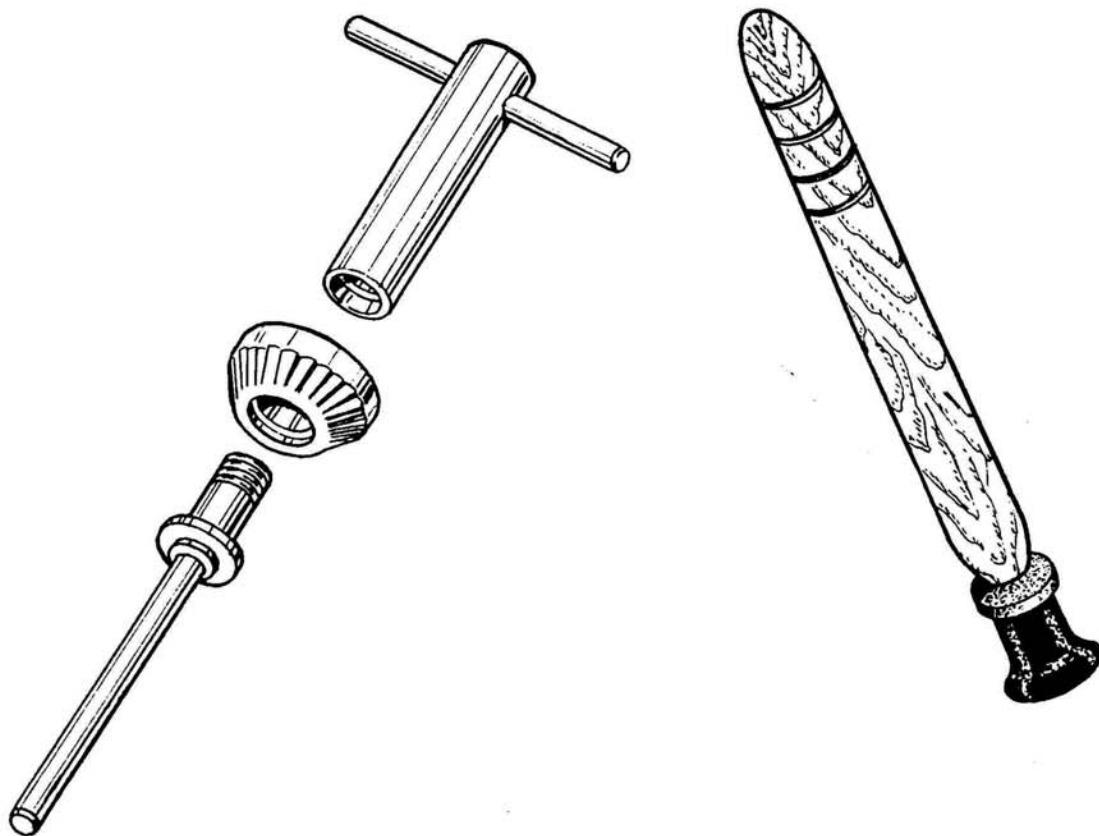
61-699  $\frac{1}{4}$ " C.E.I. Stud Boxes  
 61-317  $\frac{5}{16}$ " " " "  
 61-545  $\frac{3}{8}$ " " " "

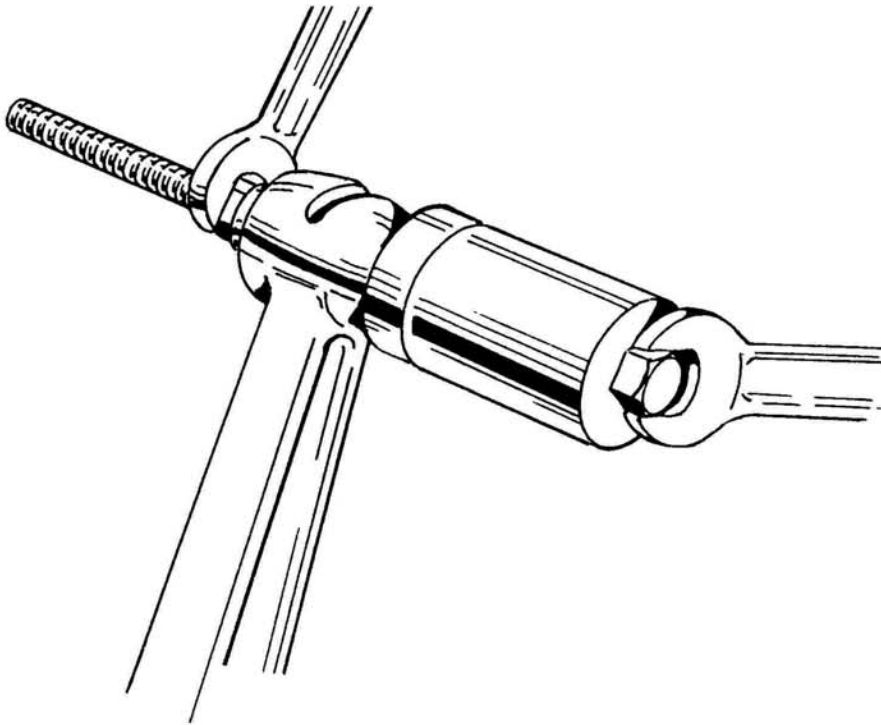


61-705 Spoke Nipple Key, (10 and 12 gauge)  
 61-773 Spoke Nipple Key (8 and 10 gauge)

VALVE SEATING TOOLS

<i>Spares No.</i>	<i>Model</i>	<i>Comprising</i>
8 15 61-3382	A50, A65	Valve guide punch.
8 18 61-3737	Beagle & Pixie	Valve guide punch.
8 35 61-3293	A, B & C	Valve seat cutter pilot (.3125 in.).
8 35 61-3294	B & M33	Valve seat cutter pilot (.350 in.).
8 54 61-3299	A50 & A65	Valve seat cutter (1½ in. × 45°).
8 54 61-3302	B & M	Valve seat cutter (1⅞ in. × 45°).
8 39 61-3340	Various	Valve spring compressor.
8 35 61-3698	M20 & M21	Valve spring compressor.
8 22 61-3723	Beagle & Pixie	Valve spring compressor.
8 13 61-3735	Beagle & Pixie	Valve grinding tool (suction type) ⅝ in. to ¾ in.
8 53 61-4087	Pixie & Beagle	Valve seat cutter and pilot.
8 55 61-5001	B2, B2S Scooter	Valve spring compressor.
8 12 61-5035	B2, B2S Scooter	Valve grinding tool (¾ in. to 1 in.) suction type.
8 57 61-5036	B2, B2S Scooter	Valve seat cutter.
1 14 65-9240	Various	Valve grinding tool (1 in. upwards).





**8 48 61-3672 GUDGEON PIN BUSH EXTRACTOR COMPLETE (all models)**

This tool is now available for the individual models as detailed below:—

<i>Spares No.</i>	<i>Model</i>	<i>Comprising</i>
8 26 61-3651	—	Holder, rod and nut only.
8 32 61-3652	A7, A10, B40, A50 & A65	8 26 61-3651 and bushes 8 13 61-3319, 8 14 61-3320.
8 32 61-3653	B Group	8 22 61-3651 and bushes 8 14 61-3654, 8 13 61-3655.
8 32 61-3656	C10, C11, C12	8 26 61-3651 and bushes 8 14 61-3657, 8 13 61-3658.
8 32 61-3659	C15, A7 (steel rod)	8 26 61-3651 and bushes 8 14 61-3660, 8 13 61-3561.
8 32 61-3662	D1 & D3	8 26 61-3651 and bushes 8 14 61-3663, 8 13 61-3664.
8 32 61-3665	D5 & D7	8 26 61-3651 and bushes 8 14 61-3666, 8 13 61-3667.
8 32 61-3668	M20 & M21	8 26 61-3651 and bushes 8 14 61-0643, 8 13 61-0655.
8 32 61-3669	Dandy	8 26 61-3651 and bushes 8 14 61-3670, 8 13 61-3671.